







Zürcher Kunstturnertage 2018 - Kunstturnen Männer

Wädenswil

12./13. Mai 2018

P6

Rang	Name	Jahrg.	Verein							Total									
1	Henji Mboyo	1998	TV Opfikon-Glattbrugg	5.6	12.700	11.5.0	13.500	14.8	13.500	5.5.2	14.050	3.5.9	14.250	1.5.3	13.800	2	31.8	81.800	G/M
2	Benjamin Gischar	1995	TV Herzogenbuchsee/RLZ Solothurn	5.7	13.600	3.5.7	13.500	14.6	13.300	7.5.2	14.350	1.5.0	13.650	4.4.5	13.100	7	30.7	81.500	S
3	Taha Serhani	1995	TV Hegi/KTZ Schaffhausen	5.5	12.900	8.5.0	11.750	12.4.4	13.500	5.4.8	13.650	7.5.4	13.900	3.5.6	13.900	1	30.7	79.600	B
4	Samir Serhani	1999	TV Hegi	5.7	13.750	14.9	11.100	17.5.2	14.400	14.8	13.650	7.5.1	13.000	7.5.5	13.550	4	31.2	79.450	*
5	Eddy Yusof	1994	TV Bülach	5.0	12.750	9.5.0	12.600	6.4.7	13.700	3.4.0	13.350	10.5.6	14.000	2.5.2	12.400	14	29.5	78.800	*
6	Moreno Kratter	1998	TV Rüti	5.5	13.200	6.4.4	12.400	8.4.5	13.150	9.4.8	12.650	18.5.1	13.100	6.5.5	13.650	3	29.8	78.150	*
7	Marco Rizzo	1992	Kutu Freienstein-Rorbas	5.5	13.600	3.5.0	12.950	4.5.5	14.400	1.5.2	13.150	13.5.1	13.150	5.4.5	10.800	22	30.8	78.050	*
8	Janick Brunner	1994	TV Lupsingen	5.1	12.550	13.4.7	12.650	5.4.2	12.450	13.4.0	13.300	11.4.9	13.000	7.4.4	13.200	6	27.3	77.150	*
9	Ian Raubal	2001	TV Opfikon-Glattbrugg	4.6	13.150	7.5.0	11.900	9.4.5	13.200	8.4.8	13.750	6.5.2	12.300	14.5.0	12.750	8	29.1	77.050	*
10	Sascha Coradi	1996	TV Bülach	5.9	13.750	14.1	11.850	11.4.2	12.950	11.4.8	13.000	14.5.3	12.800	11.5.2	12.600	10	29.5	76.950	*
11	Davide Bieri	2001	TV Opfikon-Glattbrugg	5.1	12.550	13.4.6	13.300	3.4.1	12.000	17.4.0	12.950	15.4.2	13.000	7.4.3	12.500	12	26.3	76.300	*
12	Dominic Tamsel	2000	TV Wädenswil/RLZ Luzern	4.8	11.800	15.5.1	12.600	6.4.3	12.850	12.4.0	13.300	11.3.6	12.900	10.3.9	12.500	12	25.7	75.950	*
13	Tim Randegger	2000	TV Wädenswil	4.8	13.300	5.4.8	10.650	20.3.8	12.300	14.4.8	13.850	4.4.3	12.250	15.4.7	13.350	5	27.2	75.700	*
14	Marc Heidelberger	2002	TV Rümlang	5.1	12.750	9.4.2	11.700	13.3.9	11.900	18.4.8	13.850	4.4.0	12.500	12.4.0	12.600	10	26.0	75.300	*
15	Noe Seifert	1998	Satus ORO	5.3	11.500	18.5.1	11.500	16.4.9	13.650	4.4.8	14.100	2.5.4	12.250	15.4.6	11.450	17	30.1	74.450	*
16	Fabien Herzog	1999	BTV Luzern	5.4	12.650	12.4.5	8.400	24.3.8	11.250	20.4.8	13.550	9.4.1	11.800	17.4.5	12.750	8	27.1	70.400	*
17	Davide Mazzola	1999	Gym Serrières	3.3	10.450	23.3.8	11.650	15.3.9	12.200	16.3.2	11.900	23.3.1	11.800	17.2.8	10.800	22	20.1	68.800	*
18	Sonam Büwang	2002	TV Neftenbach	4.3	11.600	17.4.7	10.950	19.2.8	10.800	22.4.0	12.300	20.3.9	10.350	22.4.1	12.200	16	23.8	68.200	*
19	Noah Bitterli	2001	TV Oberbuchsitzen	4.0	10.900	20.3.1	11.050	18.4.0	12.300	14.1.6	10.650	24.4.1	10.750	20.3.6	11.450	17	20.4	67.100	*
20	Alan Laasner	2002	TV Rickenbach ZH	3.8	11.200	19.3.3	10.200	21.2.8	10.100	23.3.2	12.300	20.3.3	10.500	21.3.1	11.150	19	19.5	65.450	*
21	Yannik Rüfenacht	2002	TV Sissach	4.2	10.750	22.4.3	9.050	23.4.1	11.700	19.4.0	12.550	19.3.2	9.700	23.4.1	11.050	20	23.9	64.800	
22	Benaja Munsch	2000	TV Ziefen	4.6	9.400	24.3.6	9.250	22.3.9	11.250	20.4.8	12.200	22.3.1	6.150	24.3.7	11.000	21	23.7	59.250	
23	Marco Pfyl	1997	STV Pfäffikon-Freienbach			5.1	11.700	13.4.7	13.050	10		5.3	12.400	13.4.7	12.300	15	19.8	49.450	
24	Kay Schlatter	2002	STV Wetzikon	4.1	11.700	16.4.7	11.900	9		4.0	12.750	17					12.8	36.350	
25	Benjamin Pfyffer	2002	TV Hegi	3.8	10.800	21				4.0	12.800	16.3.8	11.500	19			11.6	35.100	